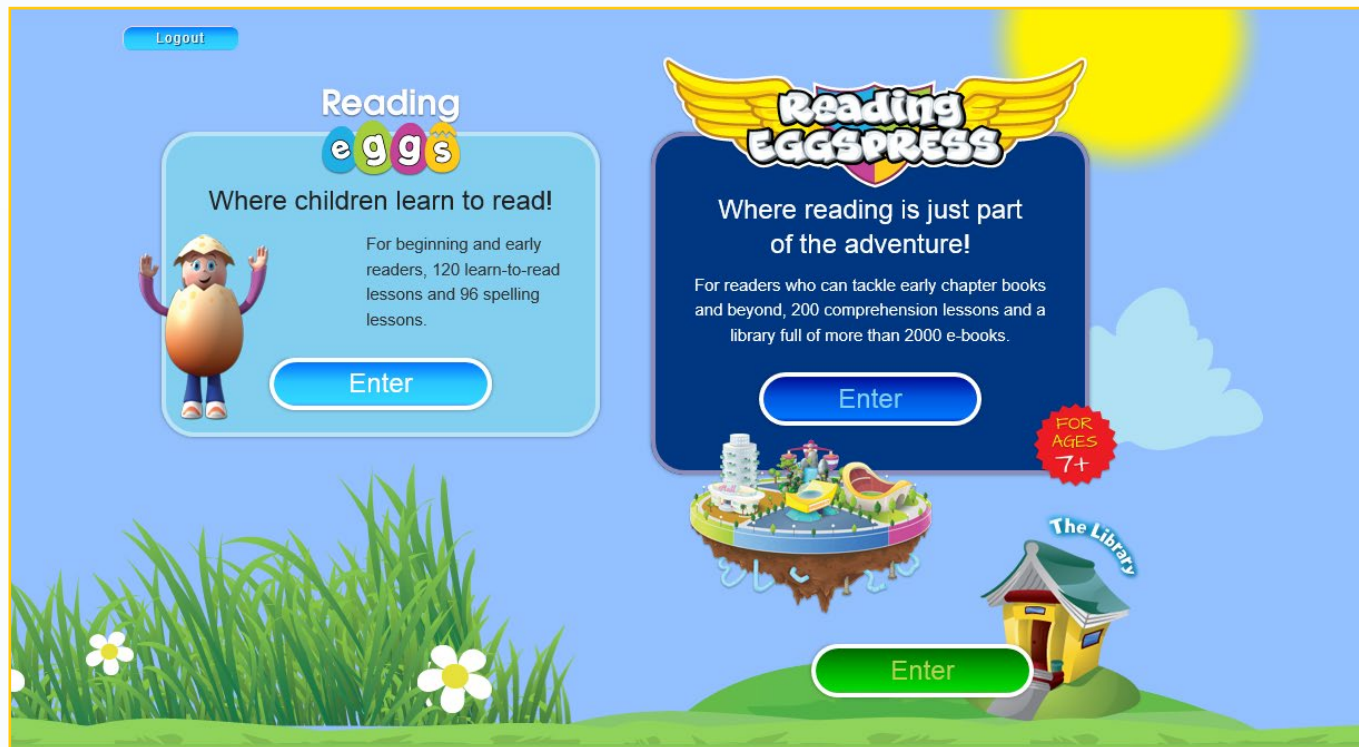


Reading Eggs Student Console

i. Logging on

- Students must go to www.readingeggs.co.uk and login with their username and password. They will then need to select **Enter** for Reading Eggs.



ii. Sitting the placement test

- The first time a student logs in to Reading Eggs they are required to do a placement test.
- The placement test will place the student on the appropriate reading lesson.
- They will need sound enabled to complete the test.

Reading Eggs Placement Test

Welcome to the Reading Eggs Placement test. This test will assess what your child knows about reading.

My child has some reading skills.
I would like Bernado to begin the program at the right level.

Do the Reading Test

My child has very little reading skill.
Bernado should start at the beginning of the program.

Don't do the Reading Test

Welcome to the Reading Eggs Placement Test.

There are 60 questions.

If you get 3 questions wrong then the test will end.

Good luck!

Start!



Reading Eggs Student Console (cont.)

iii. Student Centre

- Reading Eggs Student Navigation

Next to the map is the student navigation bar. It shows the various places students can visit within Reading Eggs. Reading Eggs keeps students motivated by rewarding them along their journey. Children can see which lesson they are up to and check how many Golden Eggs they have in their Eggy Bank. This number indicates the lesson level.



My Lesson

This is the core of the program - the reading lessons.



Play

This room consists of seven sections with over 120 fun and exciting activities.



House

Each child can visit their house and find all their belongings, including any critters collected, and Story Factory stories they have submitted sitting on their bookshelf. This is available after lesson 10.




Awards

This is where your awards are shown on your trophy shelf.



Critters

After each lesson, children are rewarded with a great new Reading Eggs critter to add to their zoo.




Shop

This is where your students can change the look of their avatar and house by purchasing accessories with their Golden Eggs. The shop is available after lesson 6 is completed.



Story Factory

This section opens up a world of story writing with a weekly story writing competition. A student can access the Story Factory after they complete lesson 10.



Puzzles

Students complete word puzzles and practice sight word recognition whilst being rewarded with Golden Eggs! Puzzles are available after lesson 40 is completed.




Games

Students can earn Golden Eggs for completing reading activities. These stack up in the Eggy Bank and they can use them to play games. This can be accessed after students' complete lesson 5.




Storylands

These 20 lessons contain 140 activities that cover Emergent and Early reading levels 1-10 and build reading, vocabulary and comprehension skills in the land of Clinker Castle. Storylands is available after lesson 60.



Driving Tests

This section consists of tests covering sight words, phonic skills and content-area vocabulary. When a student successfully completes a test, they are rewarded with a racing car game. Driving Tests can be accessed after lesson 40 is completed. You can see your students' progress in [Student Stats](#).




Songs

This is where you can access all of the fantastic songs from within the Reading Eggs lessons, all in one fun spot.




Spelling

This section focuses on building students' skills in spelling. To access this area, students must have completed reading lesson 40. You can always see your students' progress in [Student Stats](#).



My Program

The My Program feature provides more than 350 fiction and nonfiction books that match each students' reading level!



Bye

Make sure you log out after each session!

